



FOREX BALLERS CLUB

INCEPTION SYSTEM

USER MANUAL & INSTALLATION GUIDE

TABLE OF CONTENTS

SECTION 1

Disclaimer

SECTION 2

Installing the F.B.C Inception system for MAC
OS

SECTION 3

Installing the F.B.C Inception system for
Windows

SECTION 4

F.B.C Inception System rules

SECTION 5

Important things to take note of



**For Free Forex EA, Indicators and more Visit
ForeXCracked.com**

Join Our Telegram Group Chat To Discuss Further About These.

>>>> <https://t.me/fxcracked>

Free trading system, Reviews of Brokers, EA and more.

>>>> <https://www.fxcracked.com>

Our forum

>>>> <https://www.JustForForex.com>

Our Discord Channel

>>>> <https://discord.gg/43P5CRk>

Reliable and Trusted FOREX VPS

>>>> <https://fxvm.net/>

Our Trusted Broker List

>>>> <http://bit.ly/Trusted-Brokers>

	Min Deposit of 5\$ Allow Cent Account Levergae up to 1:888	Register
	Min Deposit of 20\$ Allow USA Traders Levergae up to 1:500	Register

Trusted Forex Signals

	 trade_with_sam Earn While Learn ★★★★★ 5.0 (41 reviews)	FOREX SIGNALS 600 to 800 Pips Weekly 90% Accurate
--	---	--

Free 30\$ No Deposit Forex Bonus

Get your \$30 Trading Bonus*	 
<small>*T&Cs apply. Forex and CFD trading is high risk and can result in the loss of all your invested capital.</small>	Open an Account

SECTION 1

DISCLAIMER:

Forex Ballers Club is not a financial services provider, nor do we provide financial advice. We merely provide a semi automated Forex trading system, education & training to individuals who trade forex and other trading instruments within the financial markets.

Trading forex and other related financial instruments involves a high degree of risk to your capital and accumulated profits; in this regard the chance of losing more than your initial investment is probable.

Only risk with the money you can afford to lose.

Do not engage in trading unless you understand the nature of the transactions you are entering into and the true extent of your exposure to the risk of loss. You should consider whether such trading is suitable for you in light of your financial condition, level of experience and appetite for risk.

Before Using any of our services please make sure you read and understand the terms of service which can be found on our website at: www.forexballersclub.com/terms-and-conditions

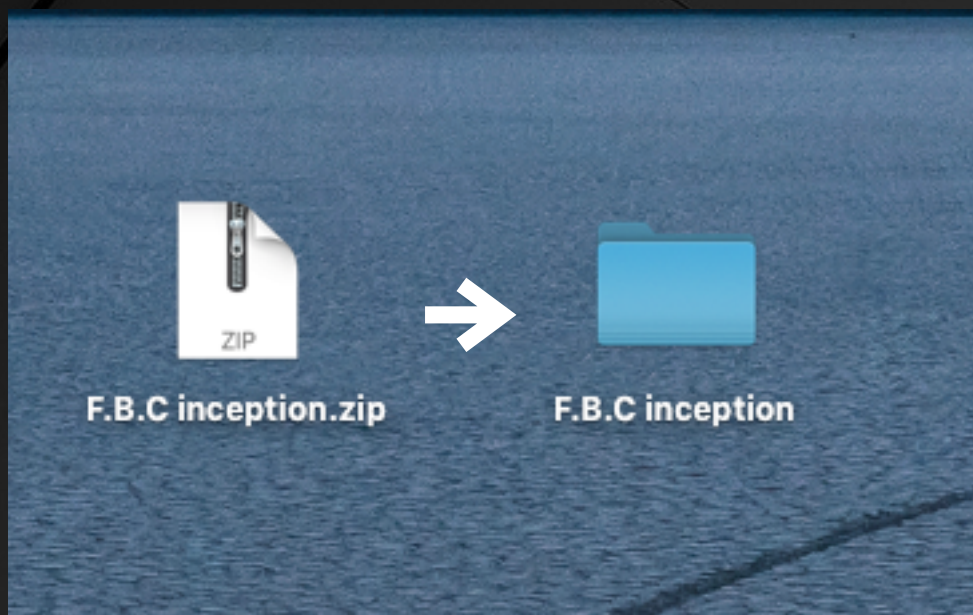
If you find any of the terms and conditions laid out on our website unsatisfactory, discontinue the use of our services immediately.

SECTION 2

APPLE COMPUTER (MAC OS) INSTRUCTIONS

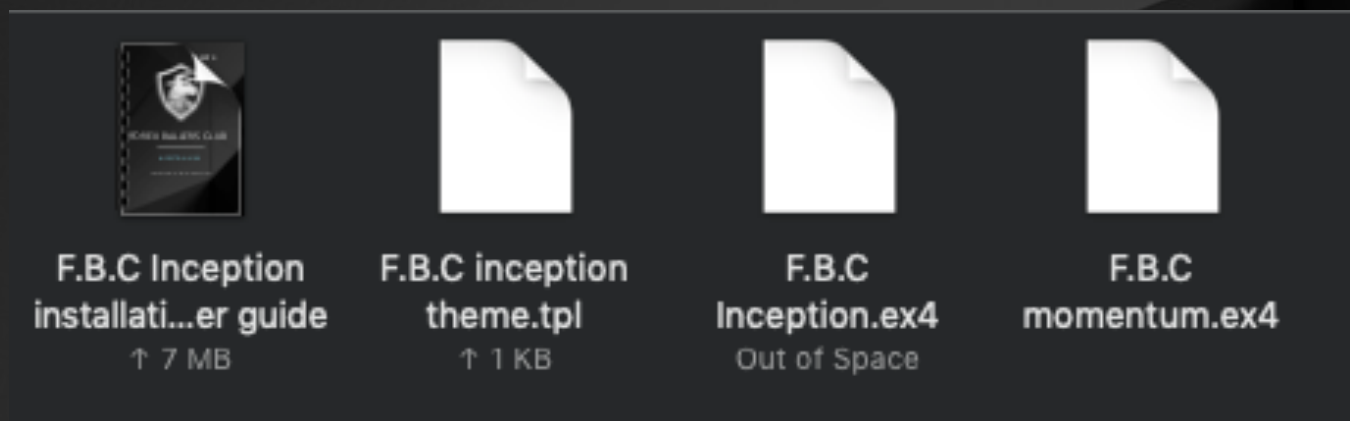
STEP 1

After receiving the Forex Ballers Club Inception system zip file from us, Unzip the file to your desktop.



STEP 2

After unzipping the zip file to your desktop, double click on the unzipped folder. You should see the following files inside your unzipped Folder:



STEP 3

Now, highlight the following files:




Be sure to only highlight the two as shown above with the extension “ex4”. Leave the un highlighted one with the extension “tpl” alone for now, we will come back to it later!

STEP 4

Right click after highlighting the indicated files and click on “Copy”

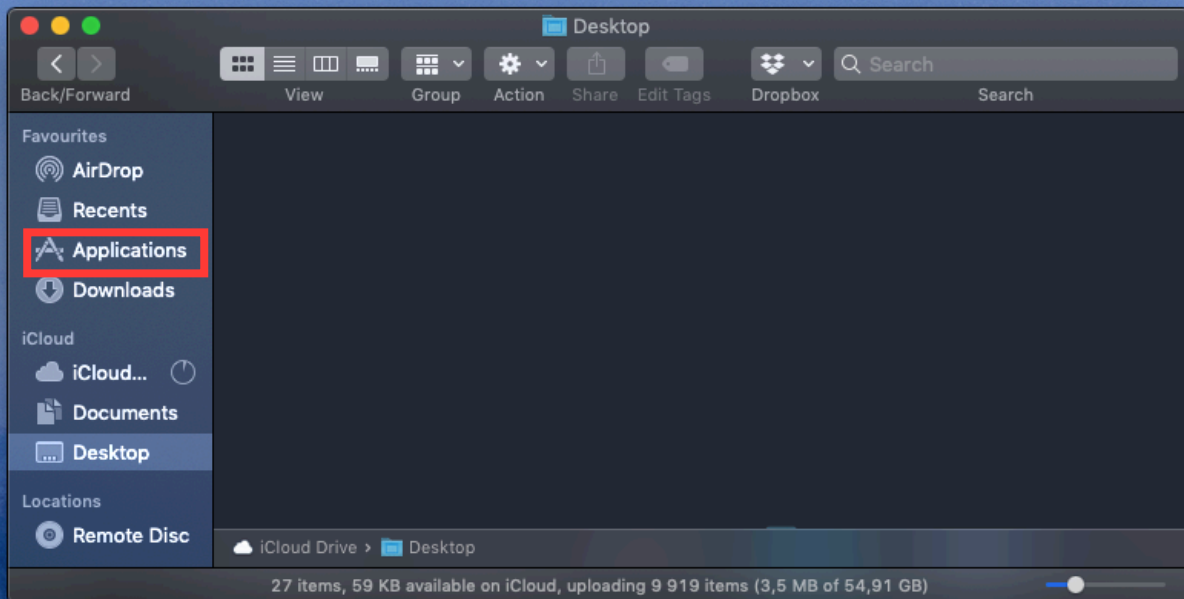
STEP 5

With the two files copied head on over to Finder which looks like the following & can be found in your dock:




STEP 6

After locating and clicking on finder, a window that looks like this will pop up:



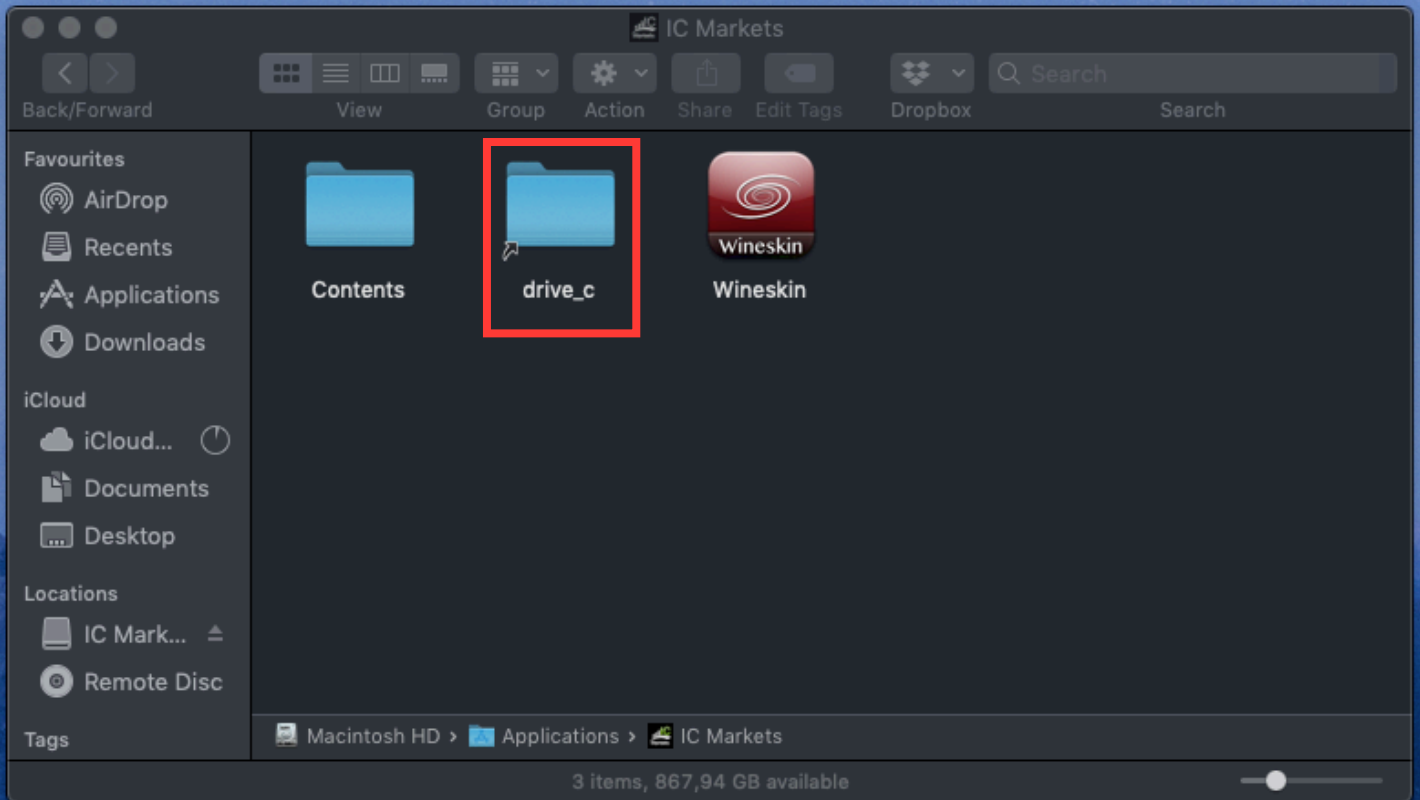
STEP 7

After your finder window pops up, click on “applications” found at the top left of the window (marked in red). After clicking on applications, your applications folder will open up. Next, within your applications folder, locate your Meta Trader platform that you downloaded from your brokers website.



STEP 8

Right click on your MT4 platform application located in your applications folder and then “Show package contents”. The next window that pops up should look like this:

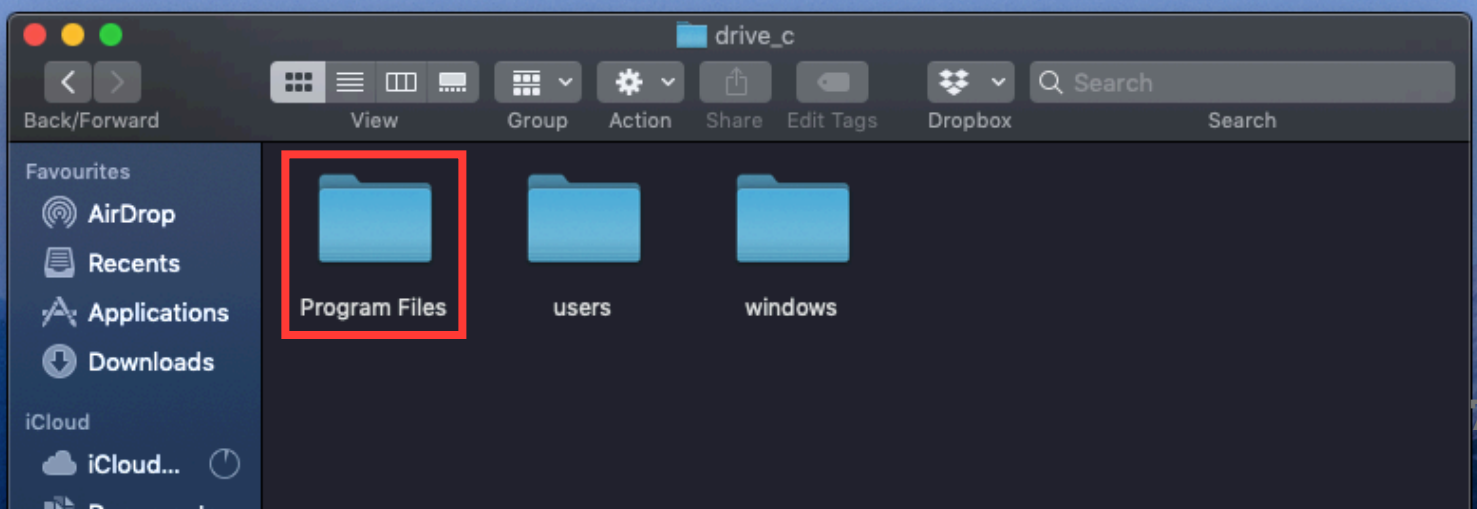


STEP 9

Double click on “drive_c” to expand the folder.

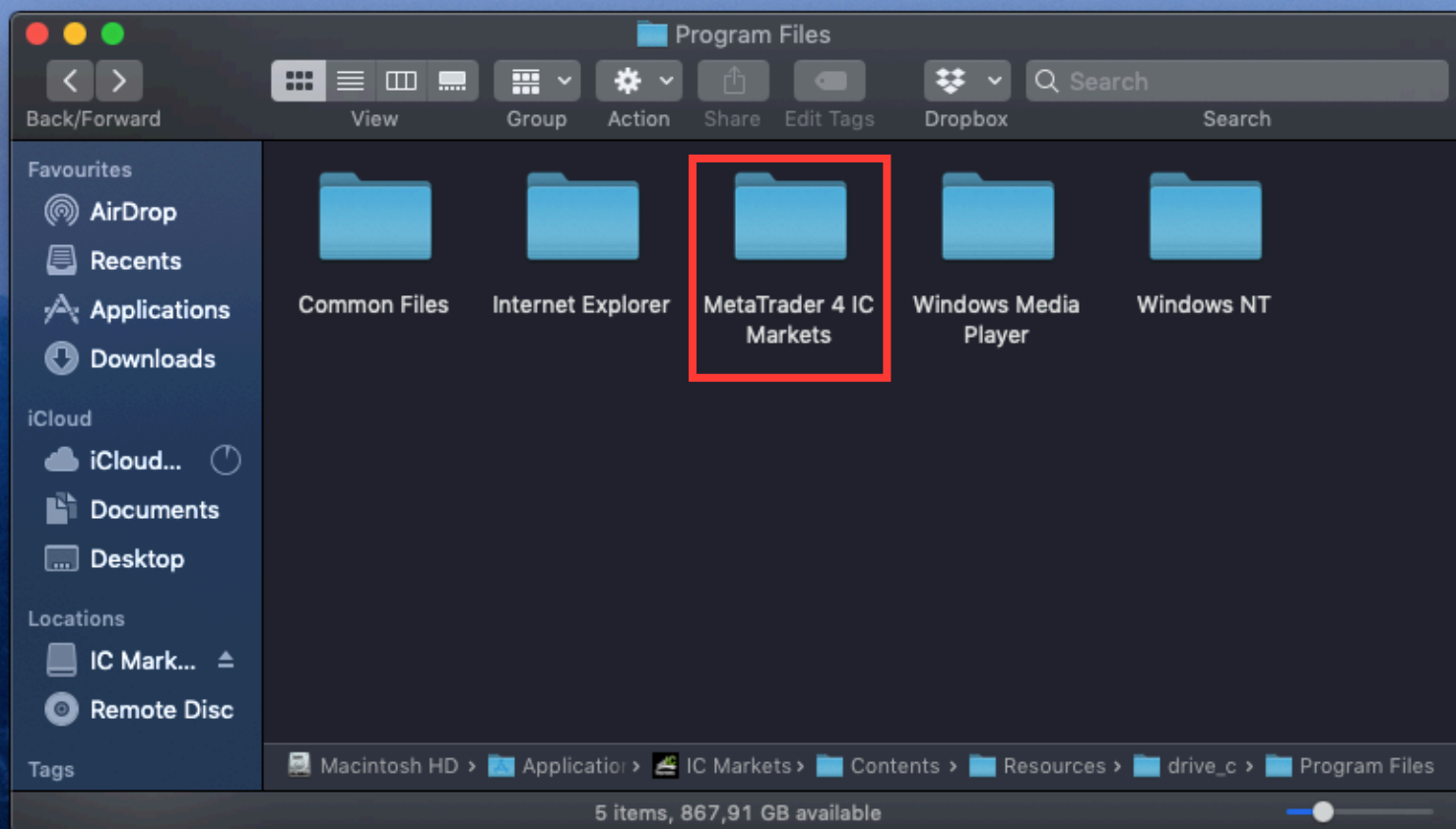
STEP 10

Once inside “drive_c” head on over to “Program files” and double click to open the folder.



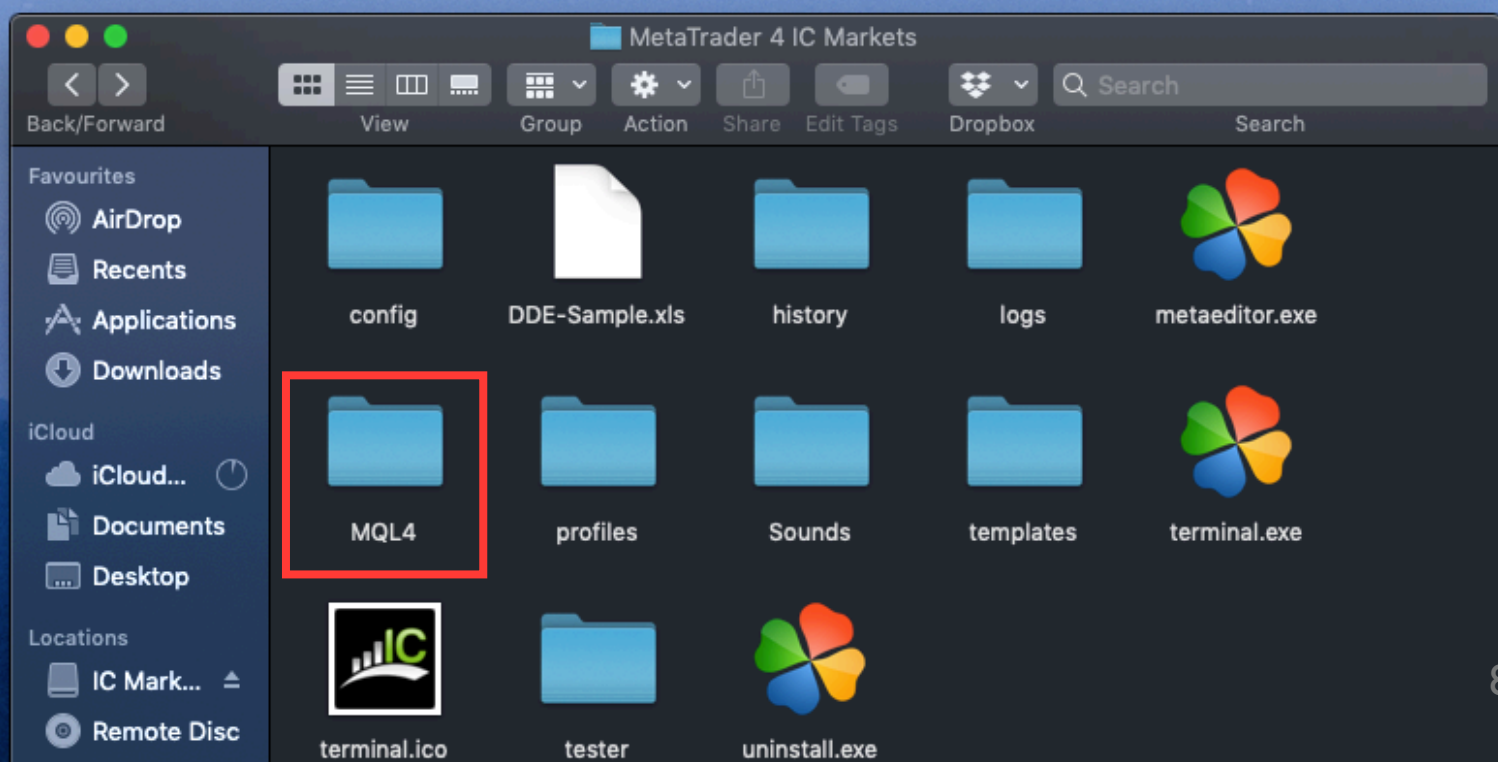
STEP 11

Once inside your “program files” folder, head on over to your meta trader 4 folder. Note that yours may be named differently depending on which broker you downloaded your platform from:



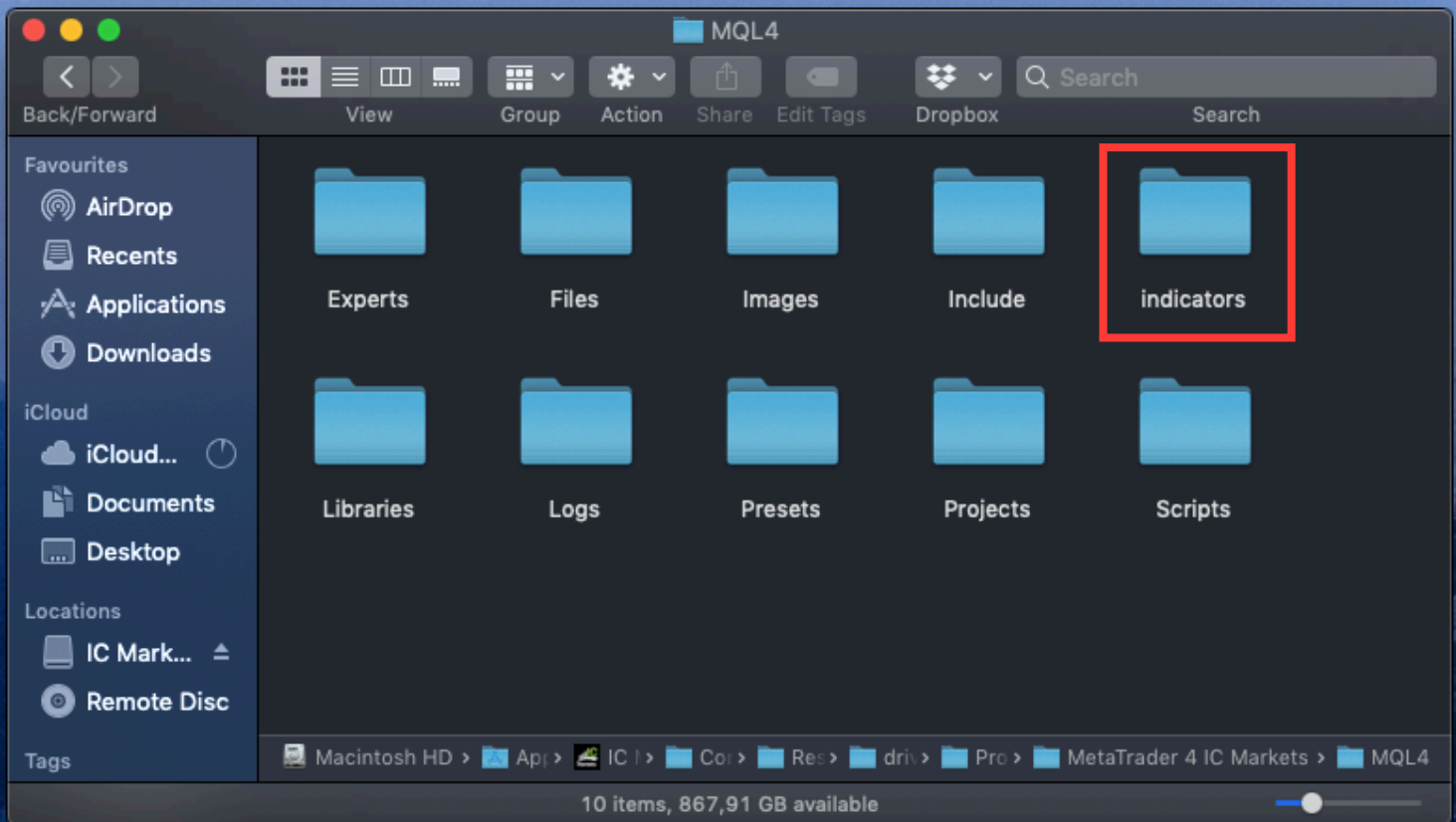
STEP 12

Once inside your meta trader 4 folder as indicated above, locate the folder called “MQL4” and double click to open it.

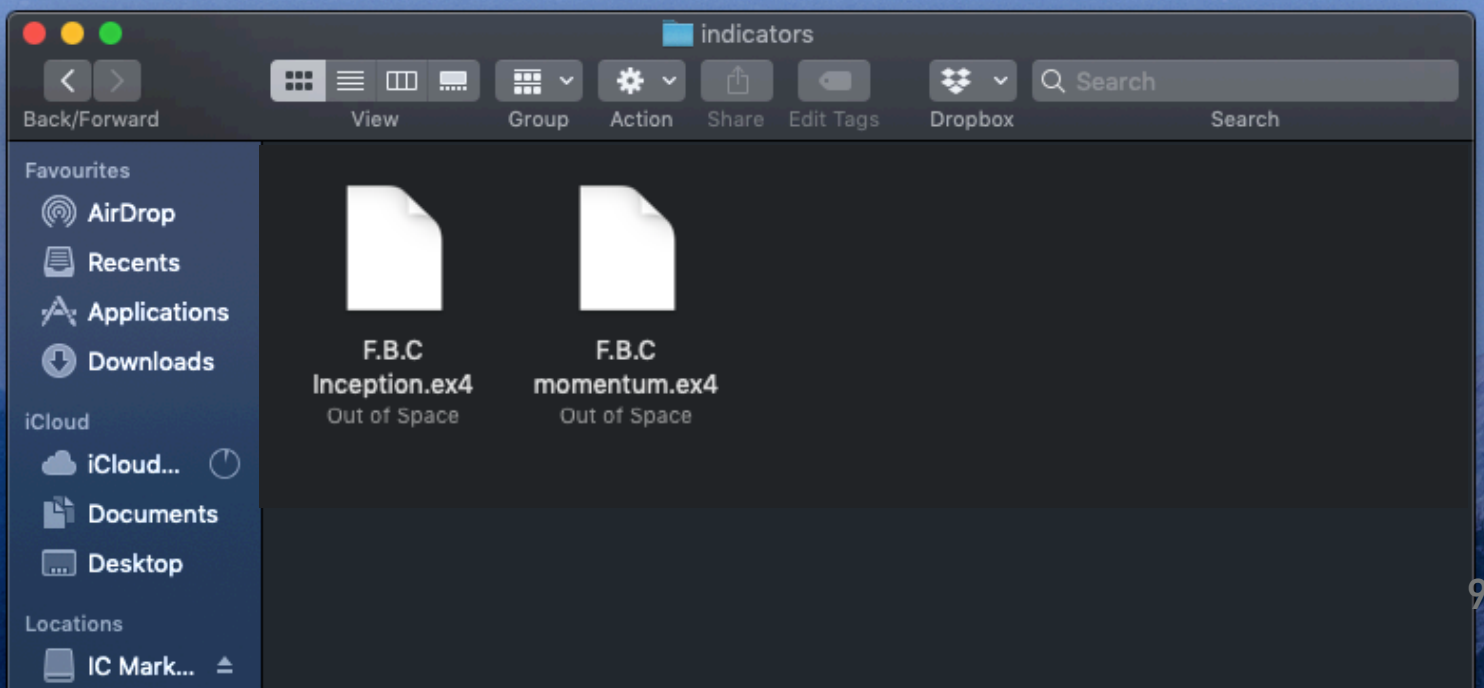


STEP 13

Next, inside your MQL4 folder you should see the following folders:



Right click on the indicators folder as show above and paste the files you copied from the unzipped F.B.C Inception v1.00 folder into your indicators folder.

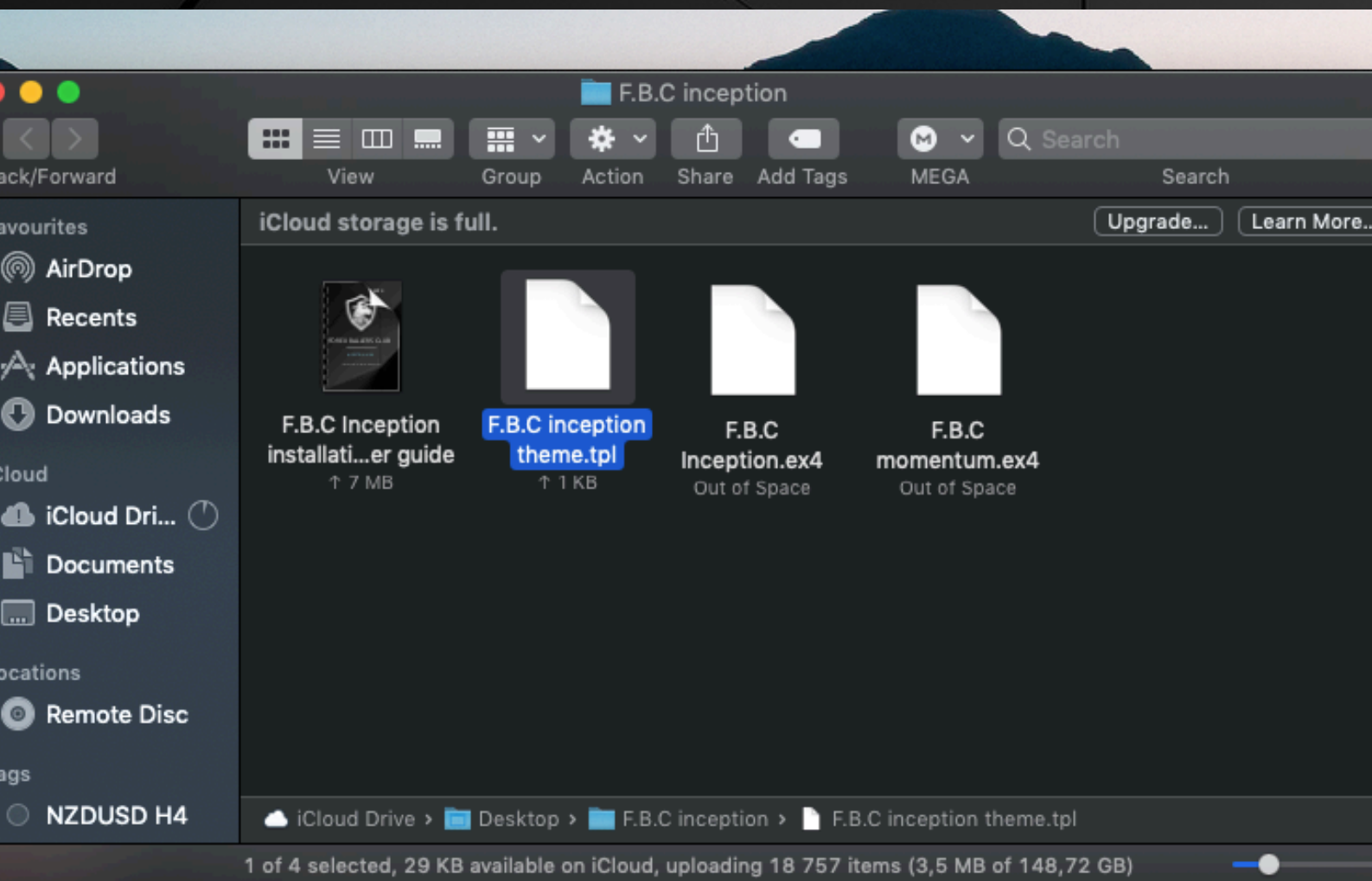


STEP 14

After pasting the files from the F.B.C Inception folder into your indicators folder. Enter your indicators folder to make sure they are there. You may see other files as there are pre installed “Free” indicators which come with your MT4 platform. If you can see your files you just pasted in your indicators folder, head on to the next step.

STEP 15

Remember the file we didn’t copy in the beginning of this guide? Go back to it now and right click on it to copy.

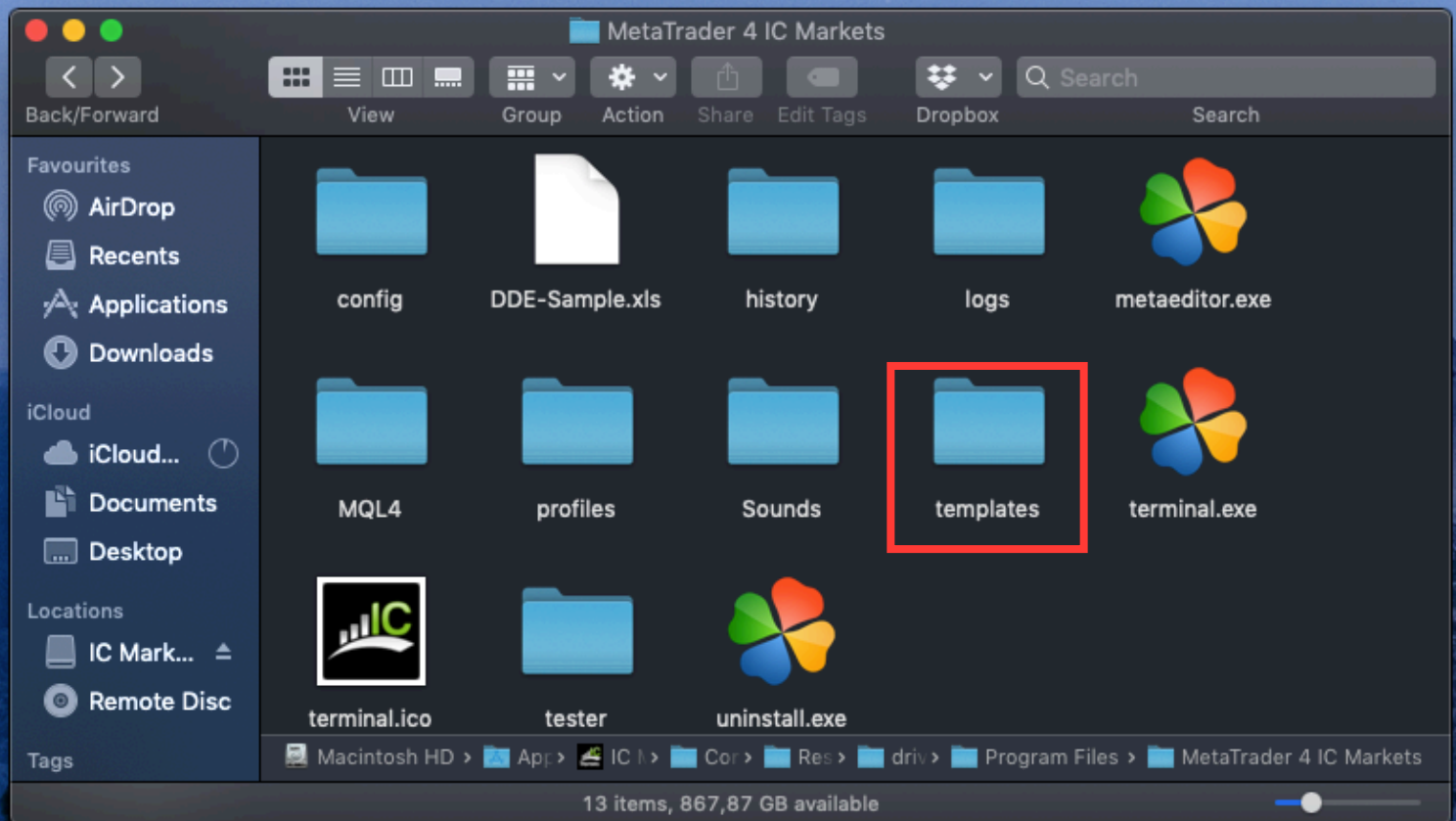


STEP 16

After you’ve right clicked and copied the file. Head back to your “Meta trader 4” folder by following the instructions again mentioned in step 6.

STEP 17

Once inside your meta trader 4 folder again, paste the file you just copied into the “templates” folder.



The software theme and relevant files are now installed within your MT4 trading platform.

STEP 18

Start up your MT4 platform and wait for it to load. Once it's loaded head on to the next step found on the next page in this guide.



For Free Forex EA, Indicators and more Visit
ForeXCracked.com

Join Our Telegram Group Chat To Discuss Further About These.

>>>> <https://t.me/fxcracked>

Free trading system, Reviews of Brokers, EA and more.

>>>> <https://www.fxcracked.com>

Our forum

>>>> <https://www.JustForForex.com>

Our Discord Channel



>>>> <https://discord.gg/43P5CRk>

Reliable and Trusted FOREX VPS

>>>> <https://fxvm.net/>

Our Trusted Broker List



>>>> <http://bit.ly/Trusted-Brokers>

	Min Deposit of 5\$ Allow Cent Account Levergae up to 1:888	Register
	Min Deposit of 20\$ Allow USA Traders Levergae up to 1:500	Register

Trusted Forex Signals

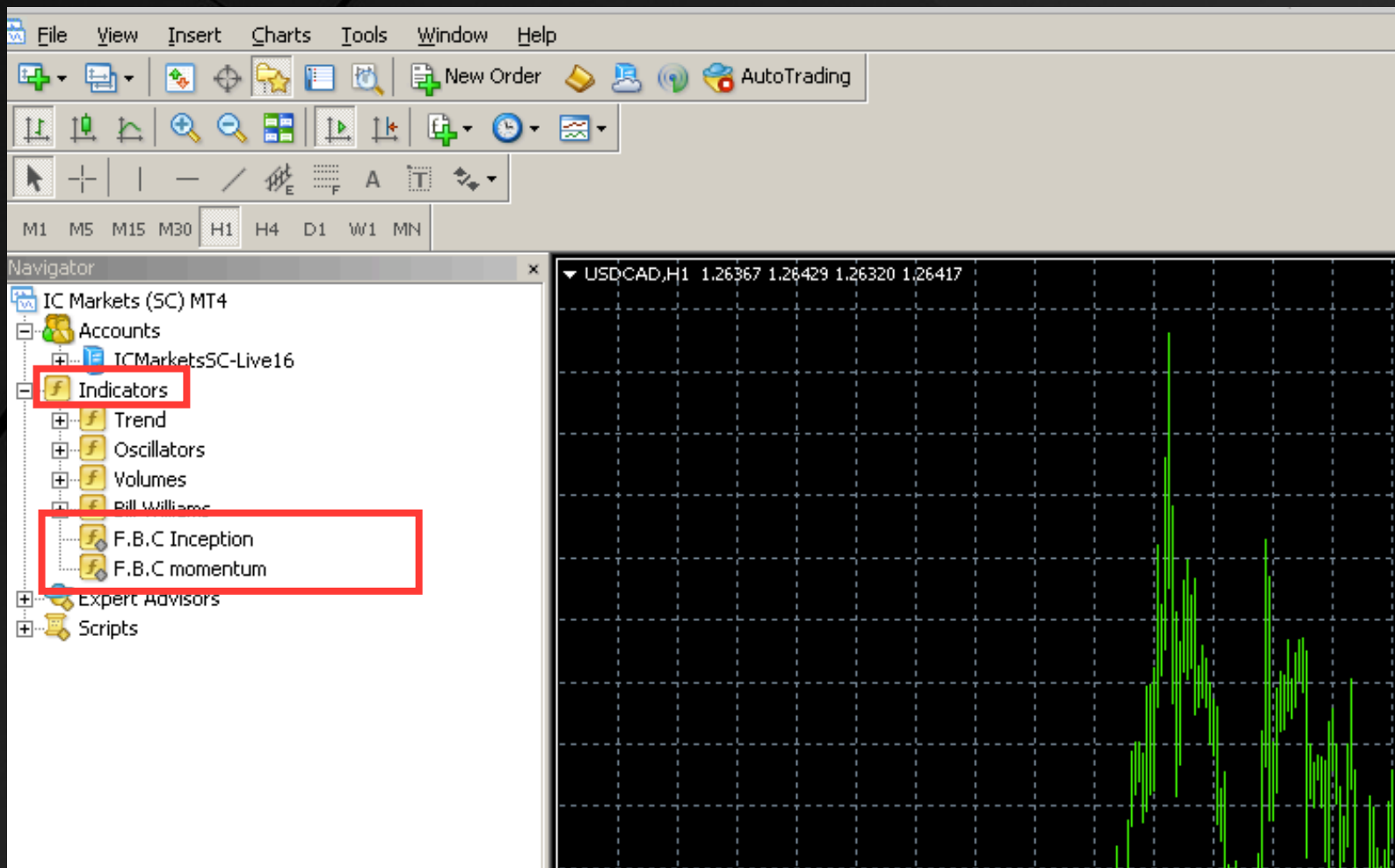
	 trade_with_sam Earn While Learn ★★★★★ 5.0 (41 reviews)	FOREX SIGNALS 600 to 800 Pips Weekly 90% Accurate
--	---	--

Free 30\$ No Deposit Forex Bonus

Get your \$30 Trading Bonus*	 
<small>*T&Cs apply. Forex and CFD trading is high risk and can result in the loss of all your invested capital.</small>	Open an Account

STEP 19

Once your meta trader 4 platform has started up locate the indicators folder which can be found in your navigation window inside the MT4 platform. See screenshot for reference:



Expand the folder if it's minimised. You should see the software files contained within your indicators folder as seen above.

STEP 20

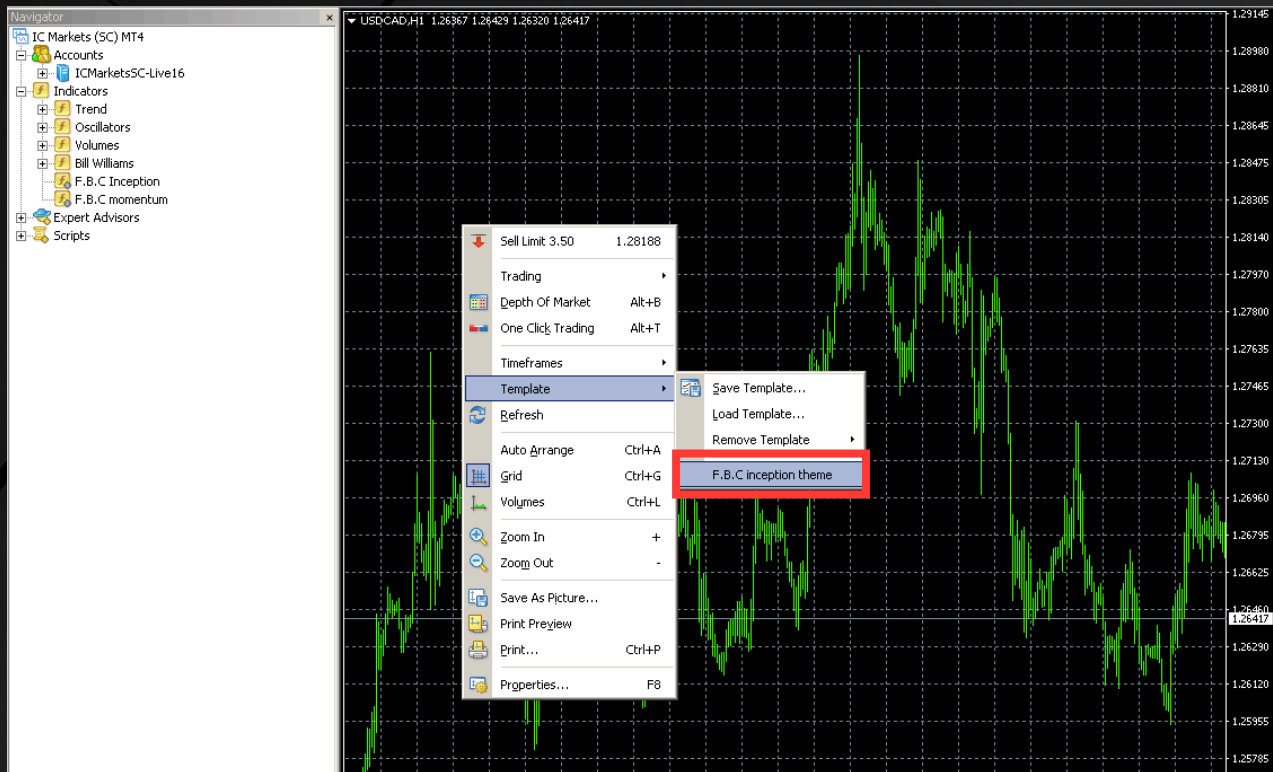
If the files do not appear, try right clicking on the indicators file and then click on refresh. If that still does not make them appear, re do all the steps laid out in this guide and make sure you follow all the steps correctly. If you see them there, you're on the right track and we can proceed on to the next step.

STEP 21

Before you get the software loaded onto the chart you need to ensure that you have the correct theme active else the trading software will not load correctly. To do that, follow the next step on the next page.

STEP 22

Move your mouse over to your chart and right click anywhere. Then, hover your mouse over the “templates” drop down. You should see “Forex Ballers Club inception v 1.00 theme” as seen below.



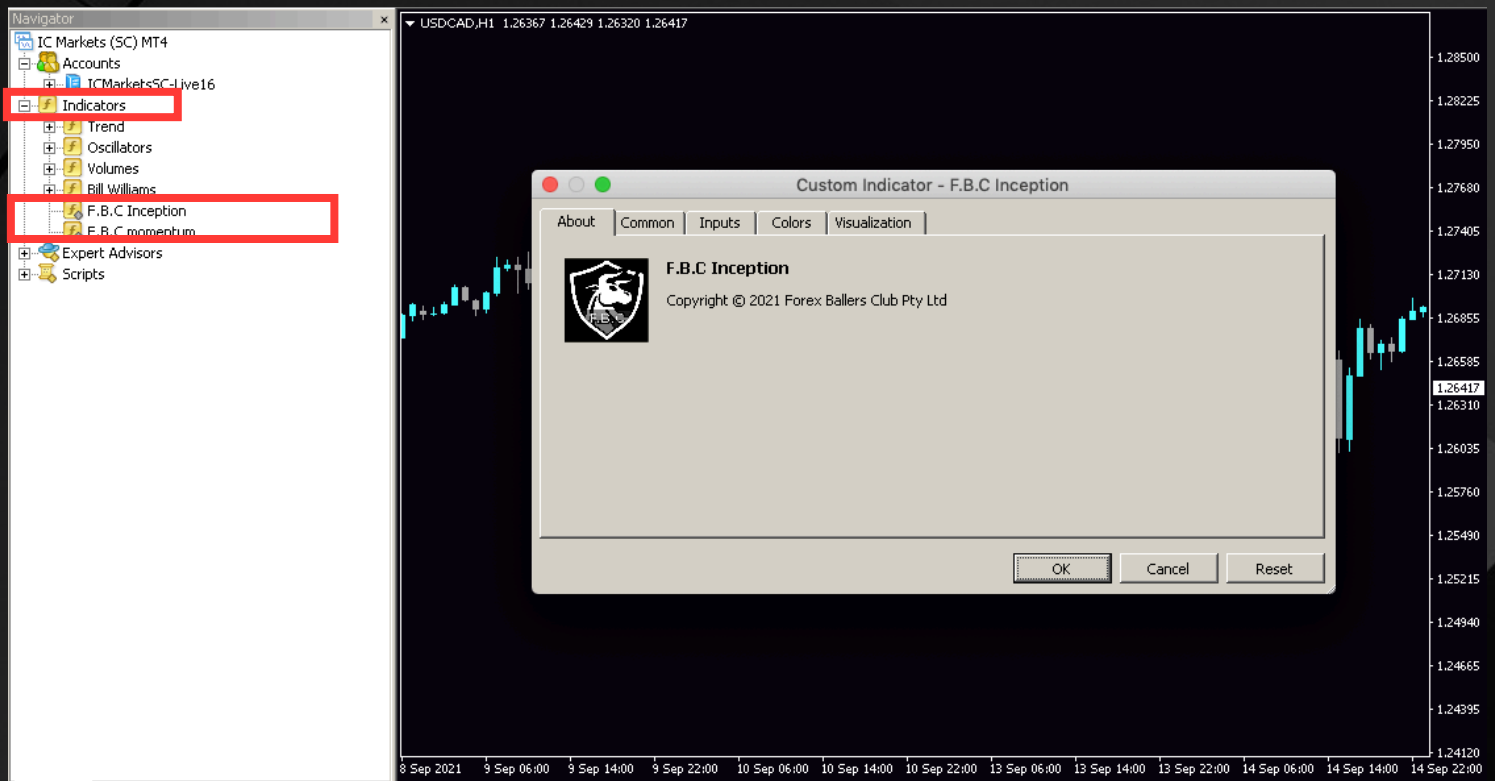
Click on it and it should load the correct theme. Your chart should now look as follows

Click on F.B.C Inception Theme. It should change the appearance of your chart. If you have followed this step correctly, your chart should now look like this:

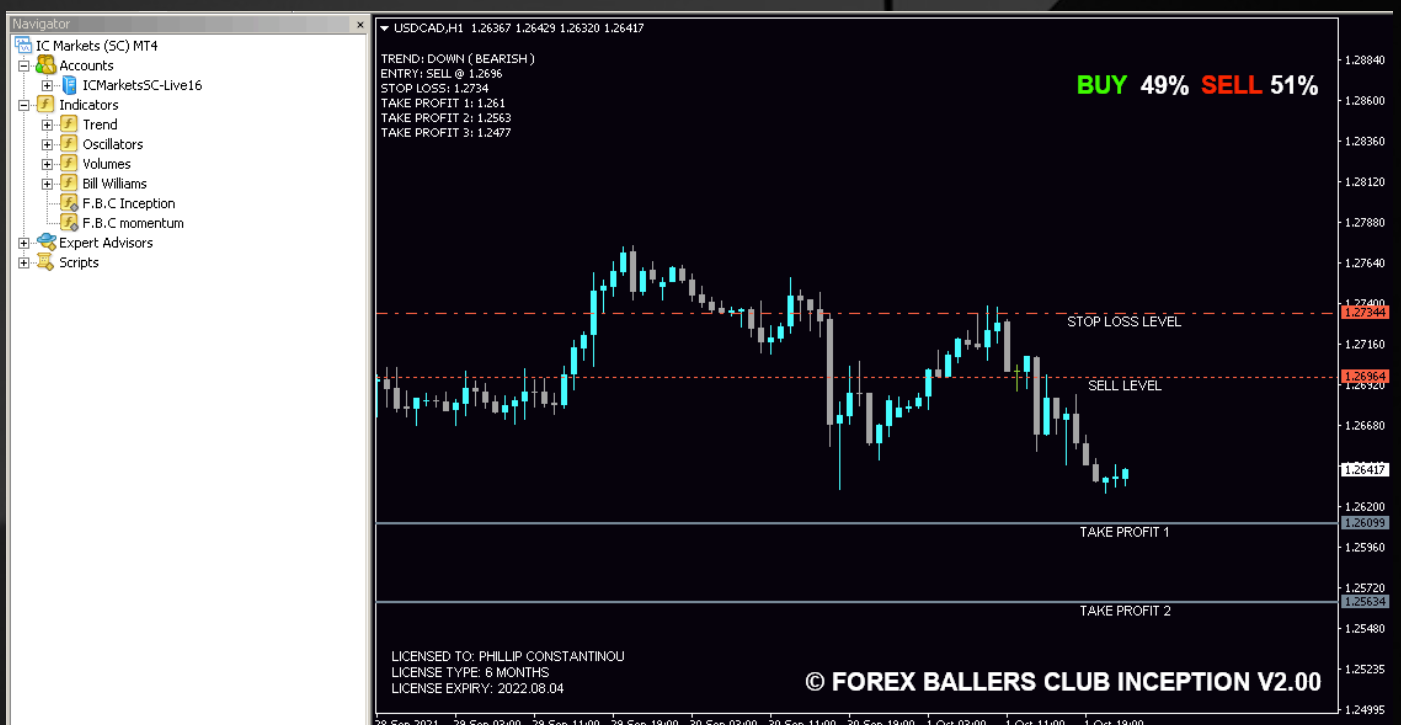


STEP 23

Now for the last and final step, in your indicators folder within the MT4 platform navigation window, click and drag each Forex Ballers Club inception files onto your chart to load the system. A menu should pop up for each one you load, leave all the settings as is and click on ok.



Repeat the process for all Forex Ballers Club inception files until your chart looks like this:



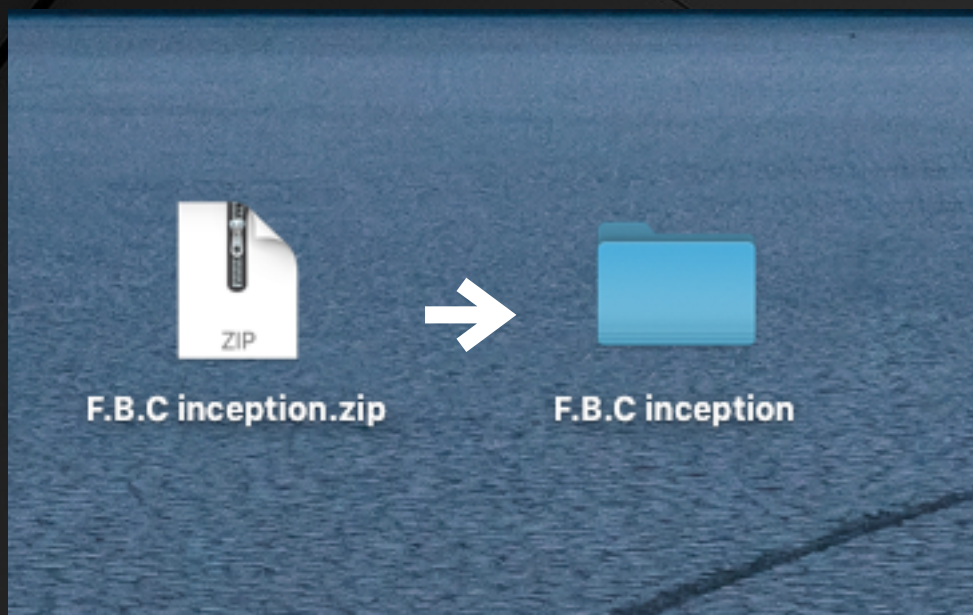
If you have followed all the steps correctly and all the system indicators are displaying correctly on your chart you have successfully completed the installation and can now proceed to page section 4 (page 25) of this guide where you can check out the rules of the system.

SECTION 3

WINDOWS PC INSTRUCTIONS

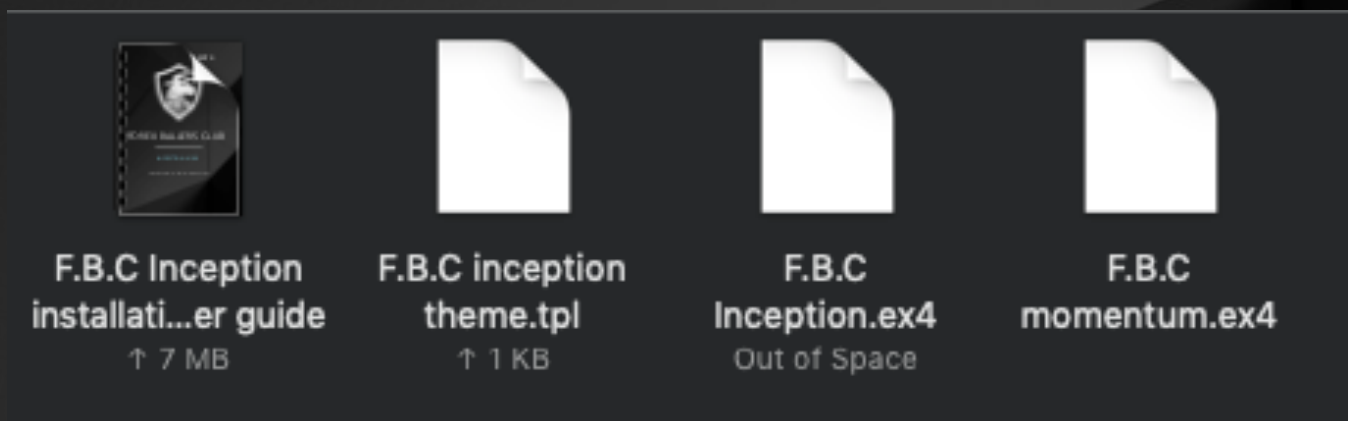
STEP 1

After receiving the Forex Ballers Club Inception system zip file from us, Unzip the file to your desktop.



STEP 2

After unzipping the zip file to your desktop, double click on the unzipped folder. You should see the following files inside your unzipped Folder:



STEP 3

Now, highlight the following files:



Be sure to only highlight the two as shown above with the extension “ex4”. Leave the unhighlighted one with the extension “tpl” alone for now, we will come back to it later!

STEP 4

Right click after highlighting the indicated files and click on “Copy”

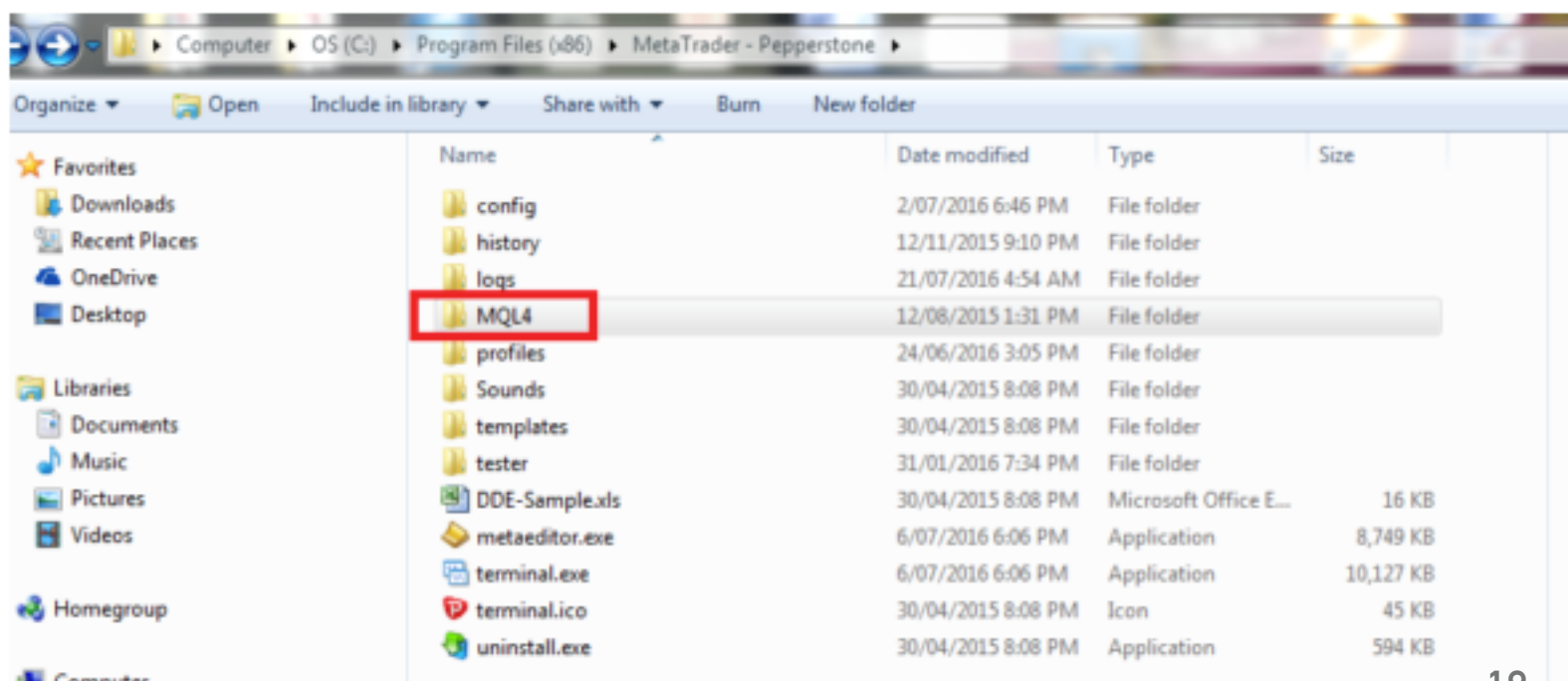
STEP 5

With the two files copied, open your meta trader 4 trading platform that you downloaded from your broker. Once your MT4 trading platform has opened, click on file, and then open data folder as shown in the screenshot on the next page of this guide



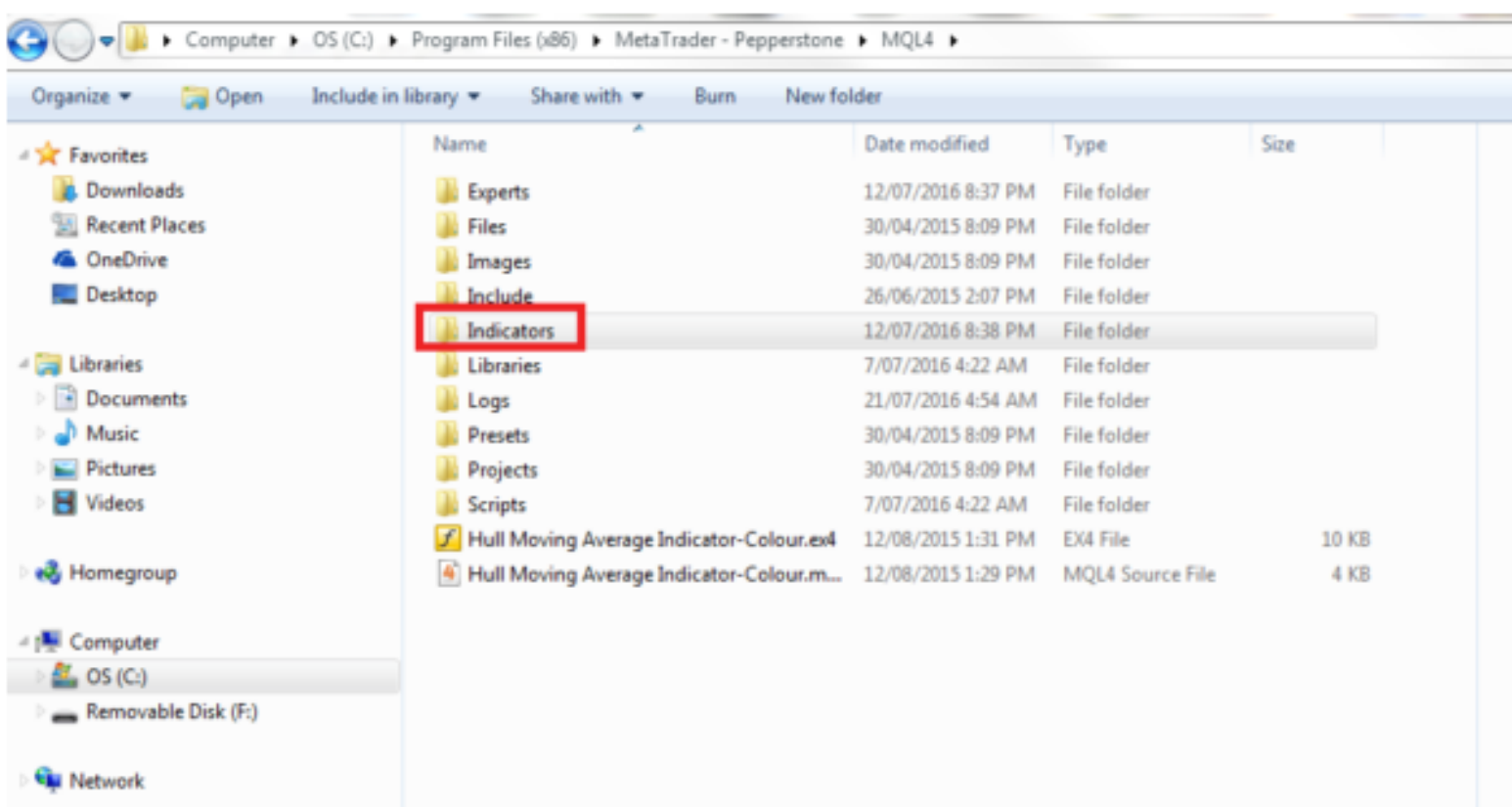
STEP 6

Locate and open the MQL4 folder.



STEP 7

Once in your MQL4 folder, Locate and open the “Indicators” folder

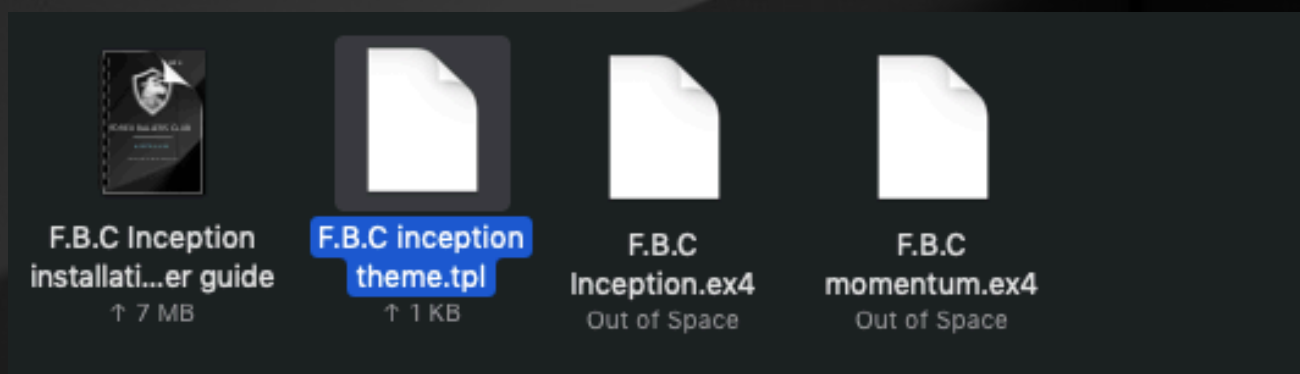


STEP 8

Paste the files you just copied from the F.B.C Inception v1.00 folder ending in “ex4” into the indicators folder.

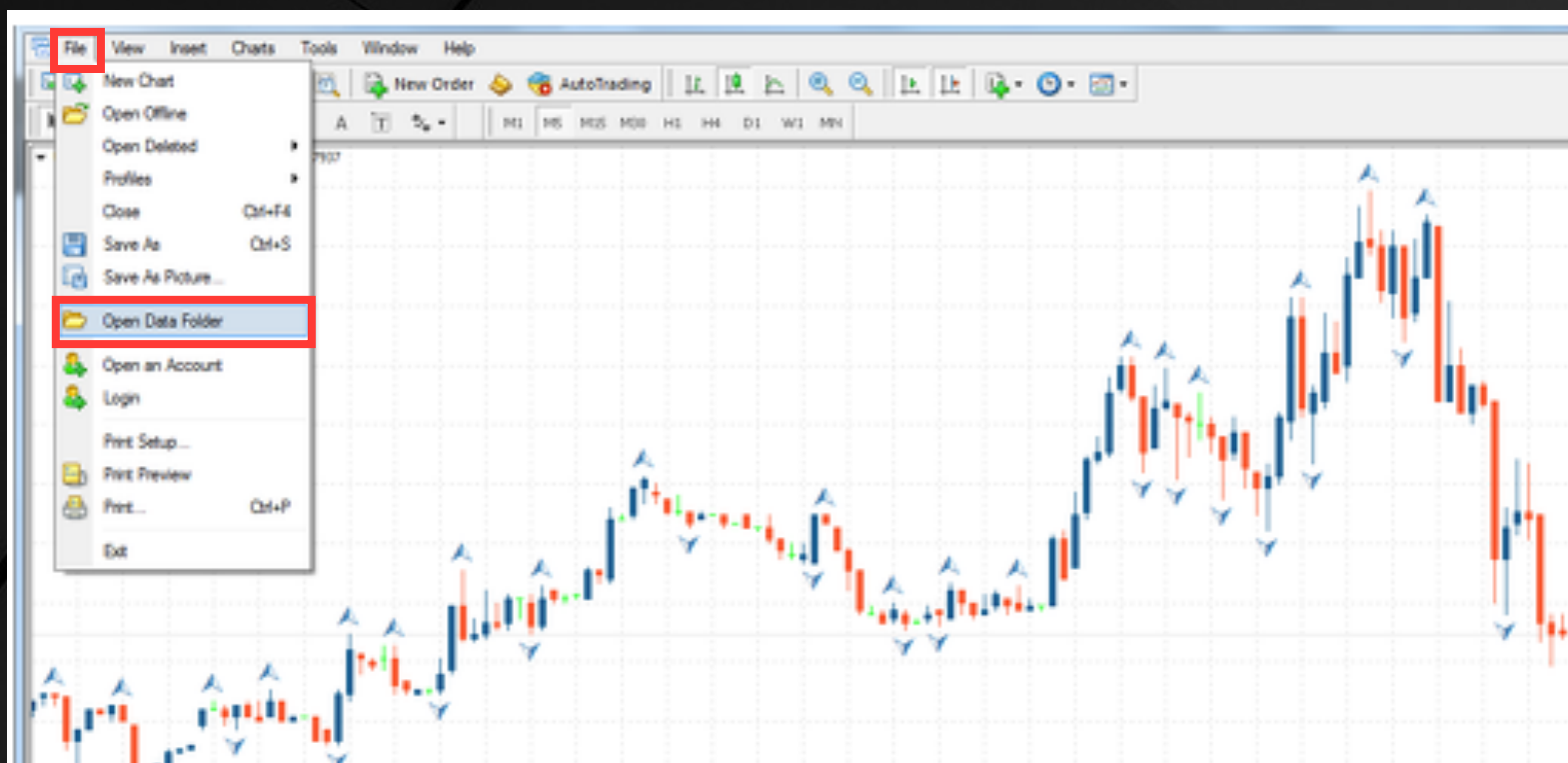
STEP 9

Go back to the original F.B.C Inception V1.00 folder you got from us and now right click and copy the other file we left out in step 3 with the extension “tpl”



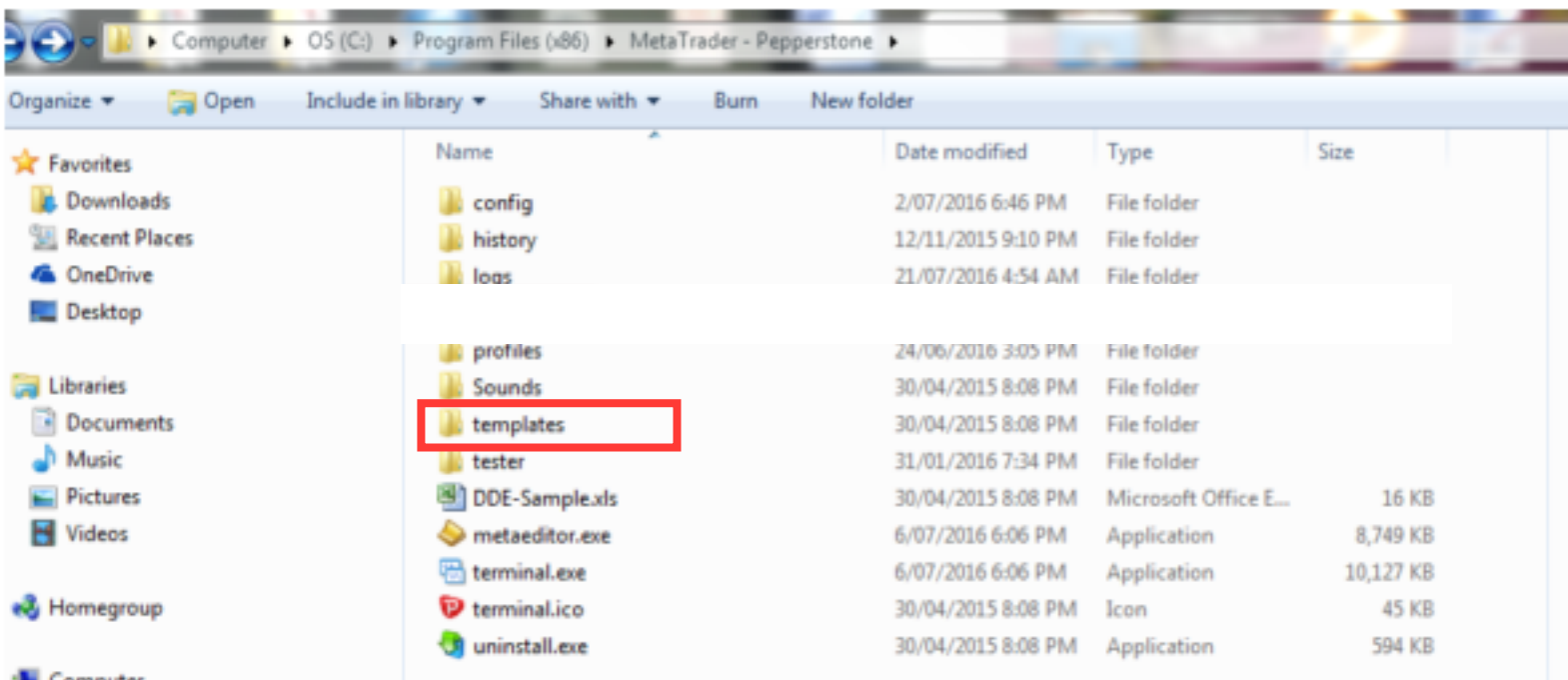
STEP 10

With the tpl file copied to your clipboard, open your meta trader 4 trading platform again. Once your MT4 trading platform has opened, click on file, and then open data folder again as shown in the screenshot below:



STEP 11

Now locate the “templates” folder and paste the file you just copied in step 9 from your F.B.C Inception v1.00 folder into your templates folder as shown below:

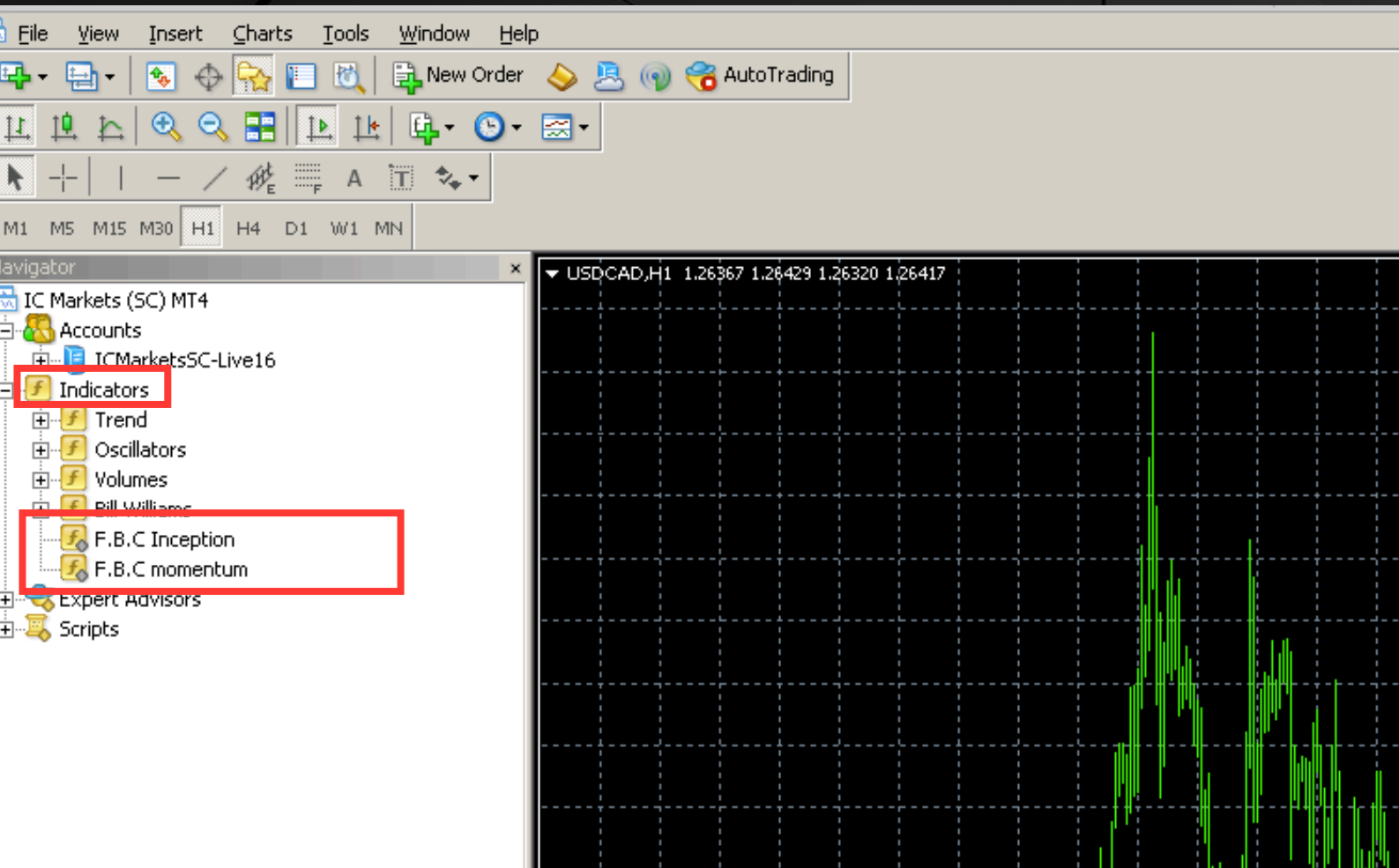


STEP 12

Now that you have pasted all the files in the relevant folders. Close your MT4 trading platform and start it up again.

STEP 13

Once your meta trader 4 platform has started up again, locate the indicators folder which can be found in your navigation window inside the MT4 platform. See screenshot below for reference:



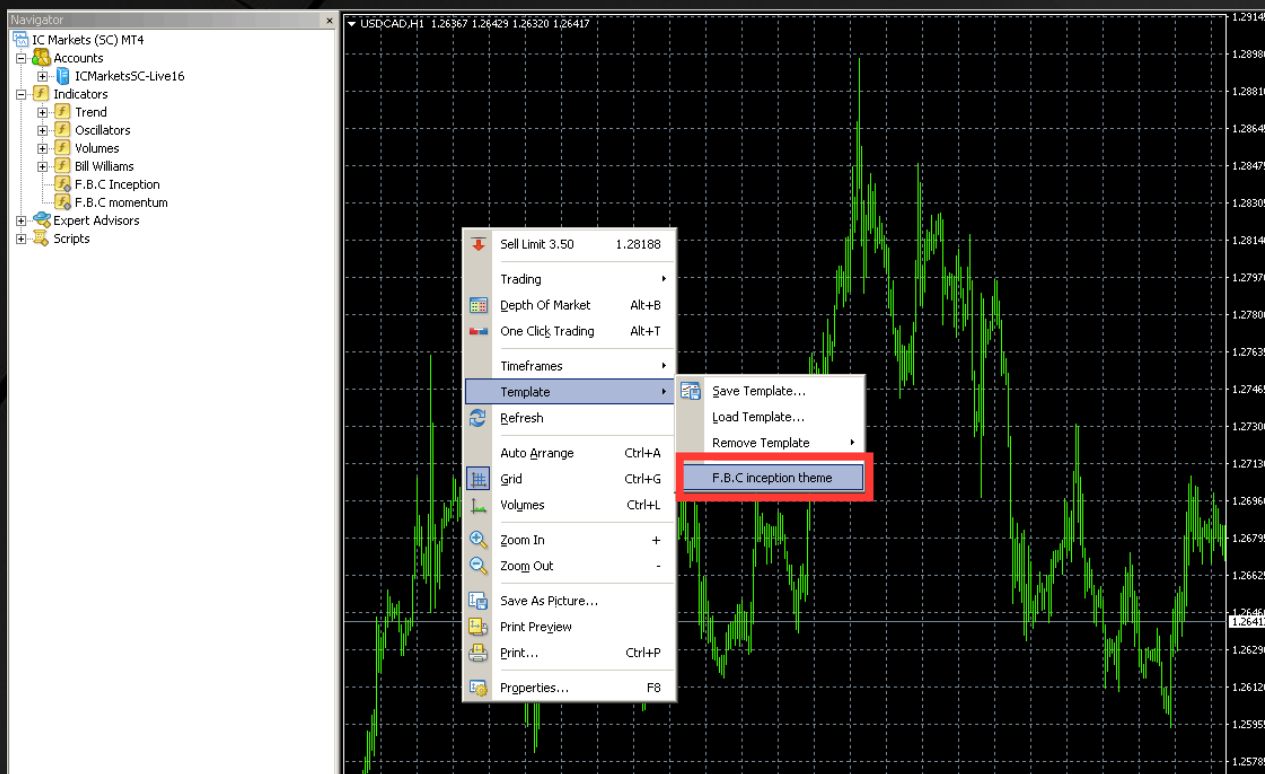
Expand the folder if it's minimised. You should see the system files contained within your indicators folder as seen above.

STEP 14

If the files do not appear try right clicking on the indicators file and then click on refresh. If that still does not make them appear, re do all the steps laid out in this guide and make sure you follow all the steps correctly. If you see them there, you're on the right track and we can proceed on to the next step.

STEP 15

Before you get the software loaded onto the chart you need to ensure that you have the correct theme active else the trading software will not load correctly. To do that, Move your mouse over to your chart and right click anywhere. Then, hover your mouse over the “templates” drop down. You should see “F.B.C Inception theme” as seen below.

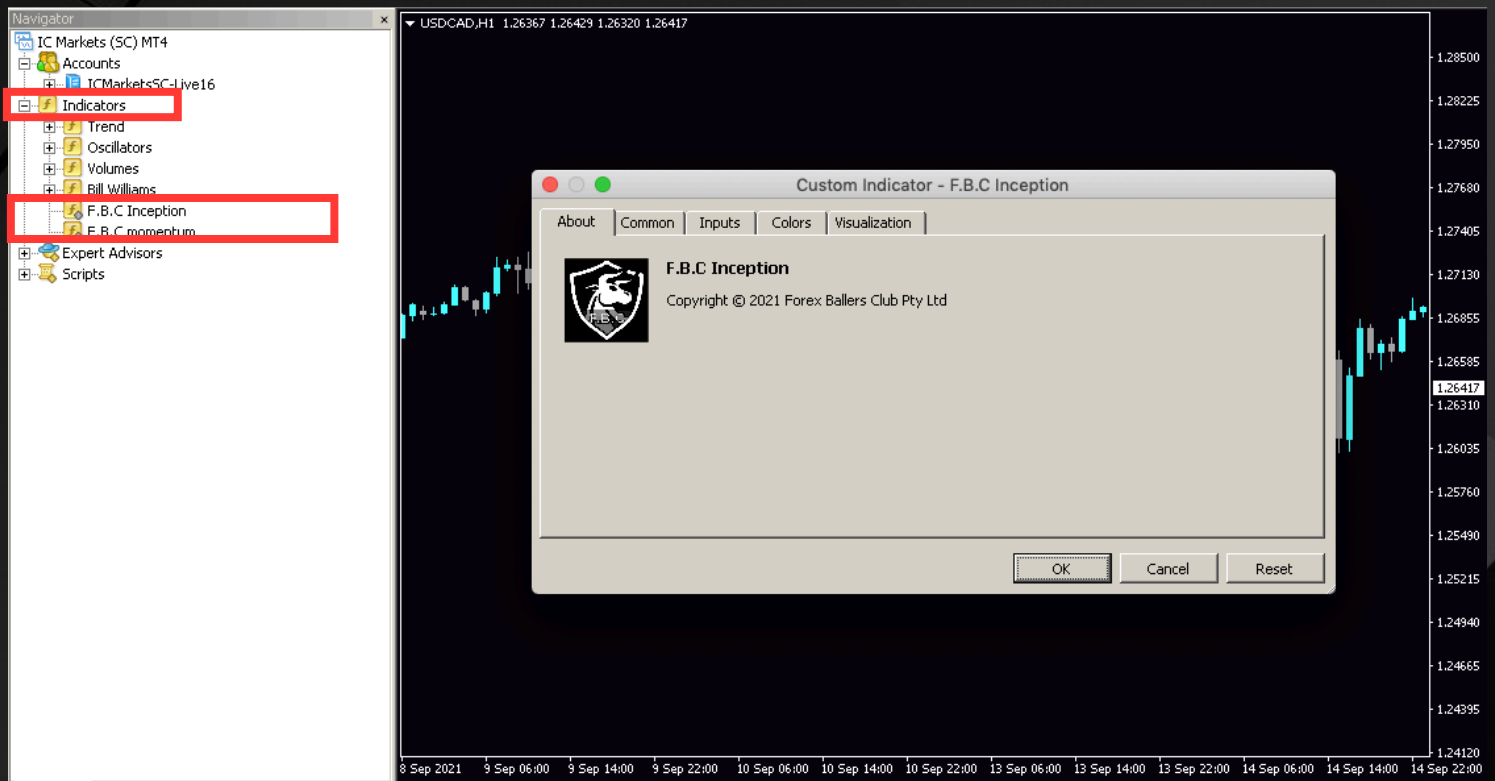


Click on F.B.C Inception Theme. It should change the appearance of your chart. If you have followed this step correctly, your chart should now look like this:

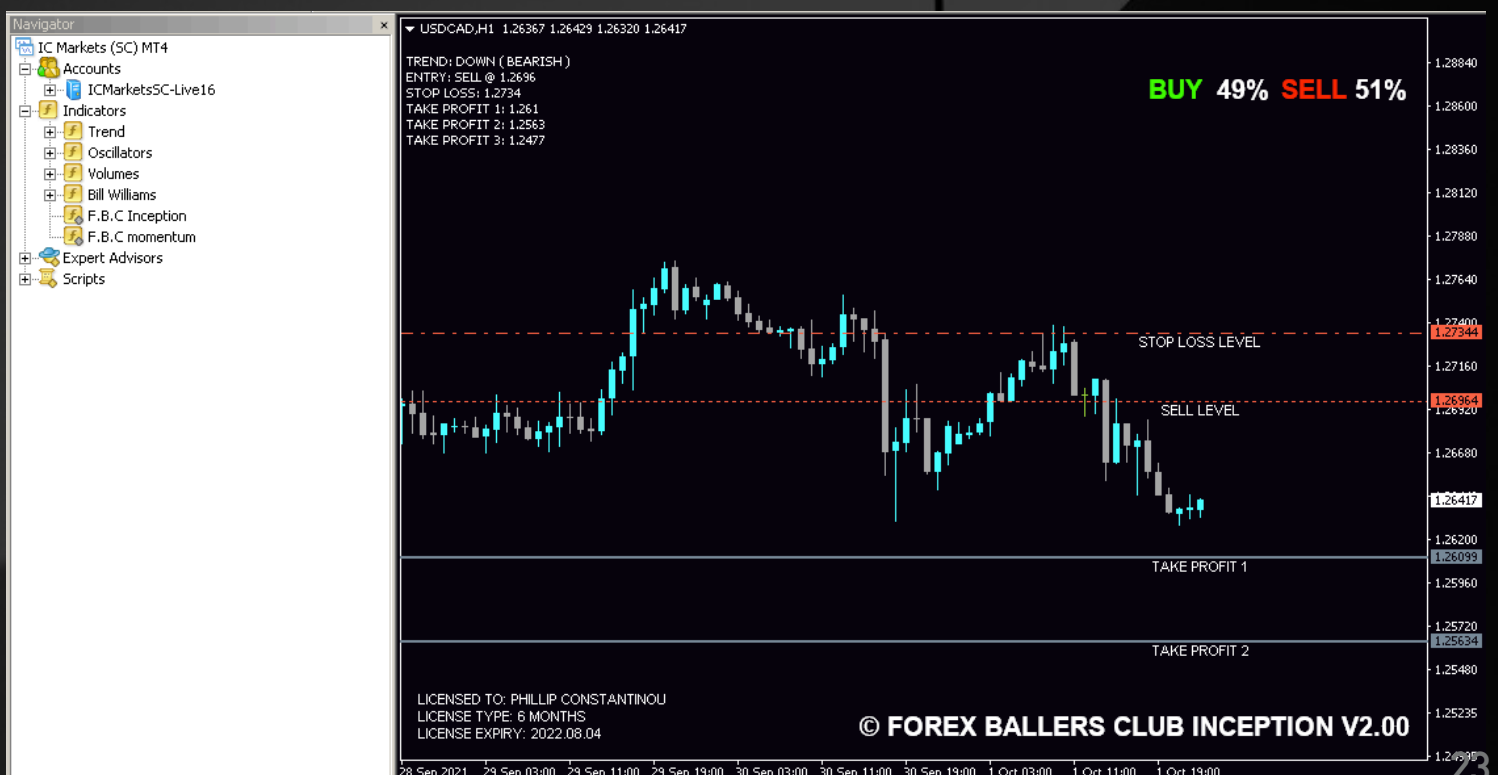


STEP 16

Now for the last and final step, in your indicators folder within the MT4 platform navigation window, click and drag each Forex Ballers Club inception files onto your chart to load the system. A menu should pop up for each one you load, leave all the settings as is and click on ok.



Repeat the process for all Forex Ballers Club inception files until your chart looks like this:



If you have followed all the steps correctly and all the system indicators are displaying correctly on your chart you have successfully completed the installation and can now proceed to the next page of this guide where you can check out the rules of the system.

SECTION 4

Forex Ballers Club Inception system rules

(rules can be found in the telegram group as well)

For the best results, DO NOT break any of these rules!

- Never Risk More Than 5% Per Trade. You can work out your risk management and proper lot size relative to your account balance by downloading an app called “Stinu” from your app store.
- Make sure momentum is in favour of the signal given by the software before taking a trade. The momentum indicator is found by looking at the top right of your screen once you have loaded up the software onto your charts.
- Trading instruments: Gold, Nasdaq, US30, GER30 & all currency pairs.
- Timeframes: M30 & H1 only.
- For Buys: Price must close ABOVE buy level on M30 before taking entries. Stop losses and take profit levels are set at the prices where the system indicates (entries, stop loss and profit levels can be found at the top left of your screen).
- For sells: Price must close BELOW sell level on M30 before taking entries. Stop losses and take profit levels are set at the prices where the system indicates (entries, stop loss and profit levels can be found at the top left of your screen).
- If price has already reached profit target 1. DO NOT enter again. You have missed the trade. Wait for the next one.
- Even though signals are provided daily, don't over trade, 1 to 2 trades per day max. Over trading can lead to over exposure to the markets which can lead to losses.
- If price hits stop loss which is always a possibility, call it a day & trade again tomorrow.

IMPORTANT THINGS TO TAKE NOTE OF:

- You will need to repeat the steps of loading the software onto your charts for all the instruments you wish to receive signals for.
- Always remember to load the F.B.C Inception theme onto your chart first before loading the system so that it can display correctly.
- If you have loaded the system onto the chart and nothing appears after clicking on “ok”, right click on your chart and click on refresh, it should appear after refreshing. If the system still does not appear on your chart, refer back to the steps laid out in this guide and make sure you follow them correctly or you can contact us on 067 847 9389 for support & we will assist you as soon as possible.
- Before taking any signal that the system provides, be sure to check out the rules of the system first and make sure you don’t deviate from them.
- It is strongly advised to test the system on a demo account for at least 2 months before using a live account and risking real money. That way you eliminate any possibility of mistakes.
- Distribution of your copy of the system is strictly prohibited and will not work as each individual copy of the system is unique in the sense that it is “Locked” to a SINGLE trade account which you have provided to us after purchase.
- If you attempt to disassemble the system, we have measures in place that will cause the system to provide “false” signals and will essentially deem your copy of the system unusable and a new copy will need to be purchased. WE WILL FIND OUT & you will be banned from our website and our services and will no longer receive support.
- If you want the system to work on more than one trade account, another copy of the system must be purchased. Note that you can load the system using the trade account you provided to us and execute on another trade account using your mobile device or a device that the system is not loaded on. This way you can use the account that the system is locked to on your PC to receive the signals, and login to another trade account on your mobile device where you execute the signals if you ever feel the need to change brokers. Trades do not need to be executed on the account which the system is locked to.



For Free Forex EA, Indicators and more Visit
ForeXCracked.com

Join Our Telegram Group Chat To Discuss Further About These.

>>>> <https://t.me/fxcracked>

Free trading system, Reviews of Brokers, EA and more.

>>>> <https://www.fxcracked.com>

Our forum

>>>> <https://www.JustForForex.com>

Our Discord Channel



>>>> <https://discord.gg/43P5CRk>

Reliable and Trusted FOREX VPS

>>>> <https://fxvm.net/>

Our Trusted Broker List



>>>> <http://bit.ly/Trusted-Brokers>

	Min Deposit of 5\$ Allow Cent Account Levergae up to 1:888	Register
	Min Deposit of 20\$ Allow USA Traders Levergae up to 1:500	Register

Trusted Forex Signals

	 trade_with_sam Earn While Learn ★★★★★ 5.0 (41 reviews)	FOREX SIGNALS 600 to 800 Pips Weekly 90% Accurate
--	---	--

Free 30\$ No Deposit Forex Bonus

Get your \$30 Trading Bonus*	 
<small>*T&Cs apply. Forex and CFD trading is high risk and can result in the loss of all your invested capital.</small>	Open an Account